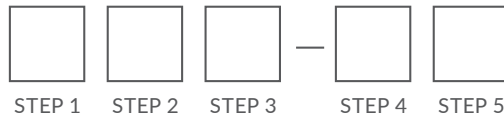


TAYLOR MADE BEDS & HEADBOARDS

IT'S EASY TO ORDER YOUR CUSTOM BED OR HEADBOARD.
JUST FOLLOW THE SIMPLE STEPS TO FILL IN THE APPROPRIATE BOXES.

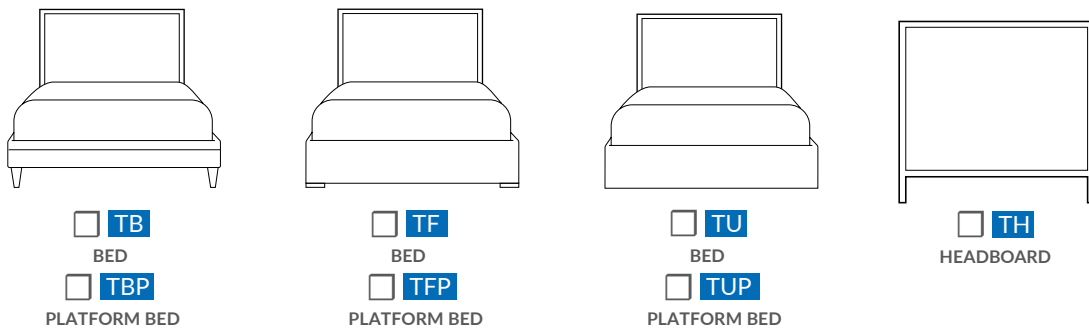


EXAMPLE:



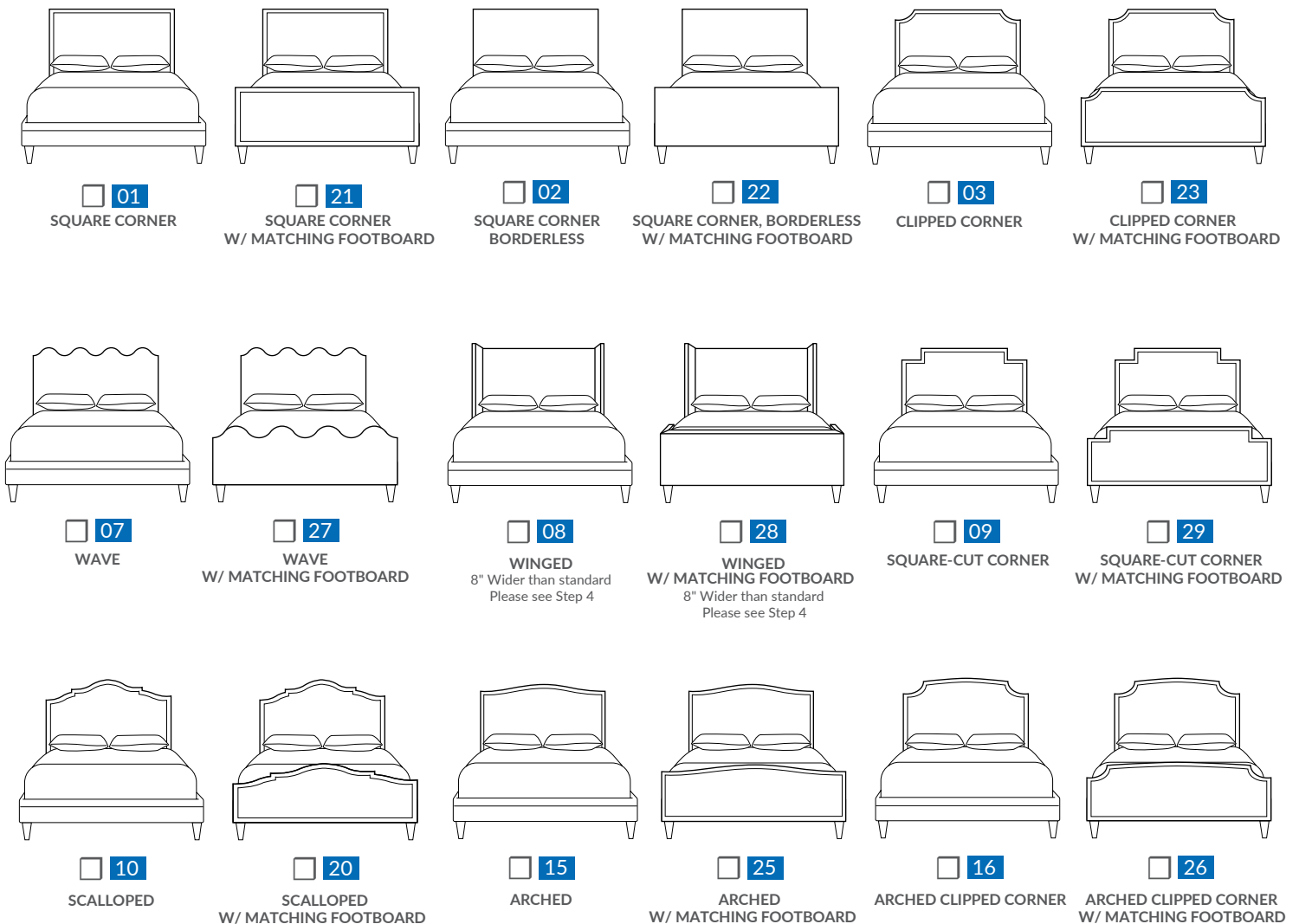
TAYLOR MADE Bed, 01 Style, Plain Panel, King Size, 63" Tall

STEP 1 SELECT BED OR HEADBOARD.




STEP 2 SELECT STYLE ALL STYLES AVAILABLE IN LEATHER. MATCHING FOOTBOARDS 34" HIGH.

Please contact customer service for mixing different headboard and footboard styles. Upcharge will apply.



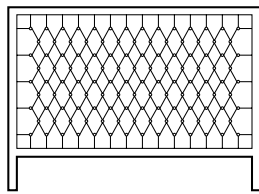
TAYLOR MADE BEDS & HEADBOARDS

STEP 3 SELECT PANEL TREATMENT



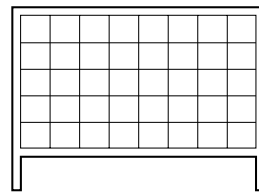
PL

PLAIN



DT

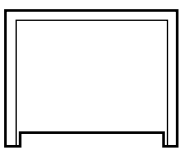
DIAMOND TUFT
WITH BUTTONS



BT


BISCUIT TUFT
WITHOUT BUTTONS

STEP 4 SELECT SIZE




T

TWIN
46" WIDE




F

FULL
61" WIDE




Q

QUEEN
67" WIDE



K

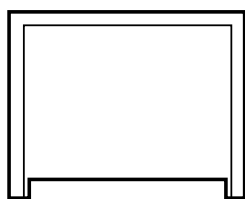
KING
83" WIDE




CK

CALIFORNIA KING
79" WIDE


STEP 5 SELECT HEADBOARD HEIGHT



56"



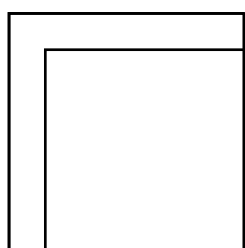
63"




70"

STEP 6 SELECT A FINISH (UPCHARGES WILL APPLY FOR A PREMIUM FINISH)


STEP 7 NAIL TRIM OPTIONS 1/2" NAILS ONLY (STANDARD NAIL CHARGES)




NO NAILS



OUTSIDE BORDER



INSIDE BORDER



DOUBLE BORDER