

# SLIPCOVERED COZY CREATIONS BY TAYLOR KING

## STEP 1 CHOOSE YOUR OVERALL DEPTH

### **K** OVERALL DEPTH 38"

#### STANDARD DIMENSIONS

Overall height-38.5" / Overall depth-38"

Inside depth-22" / Arm height-26"

Seat height-21" / Ottoman-h20" d22.5" w30.5"

**NOTE:** \*ENGLISH ARM OPTION IS 1" LESS OVERALL WIDTH PER ARM

**NOTE:** \* TRACK ARM OPTION IS 2.5" LESS OVERALL WIDTH PER ARM

#### STANDARD FEATURES:

19" WELTLESS THROW PILLOWS

T-CUSHION ON CHAIR REGARDLESS OF ARM STYLE

### **KB** OVERALL DEPTH 36"

#### STANDARD DIMENSIONS

Overall height-38.5" / Overall depth-36"

Inside depth-20" / Arm height-26"

Seat height-21" / Ottoman-h20" d22.5" w30.5"

**NOTE:** \*ENGLISH ARM OPTION IS 1" LESS OVERALL WIDTH PER ARM

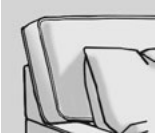
**NOTE:** \* TRACK ARM OPTION IS 2.5" LESS OVERALL WIDTH PER ARM

#### ARM SIZES (FOR CALCULATING INSIDE WIDTH):

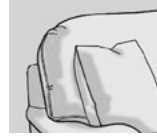
-2 English Arm - 7" per arm, -3 Track Arm - 5" per arm

-6 Sock Arm - 8" per arm

## STEP 2 CHOOSE YOUR BACK STYLE



**SC1** BOX BORDER / LOOSE STANDARD  
\*SEMI-ATTACHED BACK NOT AVAILABLE



**SC2** KNIFE EDGE / LOOSE STANDARD  
\*SEMI-ATTACHED BACK NOT AVAILABLE

## STEP 3 CHOOSE YOUR SEATING ARRANGEMENT

Illustrations not to scale. \*Measurements below based on 38" overall depth.



**KM**  
OTTOMAN  
H20 D22.5 W30.5  
ADD SINGLE DIGIT  
SUFFIX FOR BASE OPTION



**10**  
ARMLESS  
CHAIR W22.75"



**11**  
LAF CHAIR  
W31.5"



**12**  
RAF CHAIR  
W31.5"



**15**  
CORNER UNIT  
38"X38"



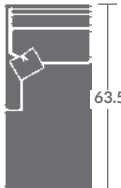
**20**  
ARMLESS  
LOVE SEAT W45.5"



**21**  
LAF LOVE SEAT  
W54"



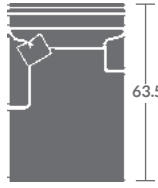
**22**  
RAF LOVE SEAT  
W54"



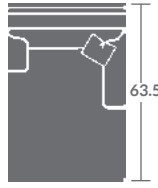
**41**  
LAF CHAISE  
W31.5"



**42**  
RAF CHAISE  
W31.5"



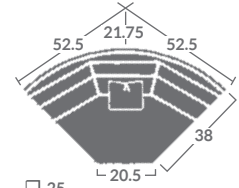
**43**  
LAF / SHORT RAF  
CHAISE W42"



**44**  
RAF / SHORT LAF  
CHAISE W42"



**30**  
ARMLESS SOFA W68.5"



**25**  
QUARTER TURN



**31**  
LAF SOFA W78"



**32**  
RAF SOFA W78"



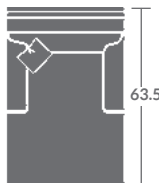
**33**  
LAF CORNER SOFA W92"



**34**  
RAF CORNER SOFA W92"



**38**  
CHAIR W/  
T-CUSHION W38"



**46**  
DOUBLE ARM  
CHAISE W42"



**59**  
LOVE SEAT W/ (2)  
CUSHIONS W59"



**72**  
MINI-SOFA W/ (2)  
CUSHIONS W72"



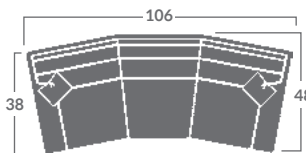
**76**  
MINI-SOFA W/ (3)  
CUSHIONS W76"



**84**  
SOFA W/ (3) CUSHIONS W84"

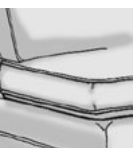


**96**  
SOFA W/ (4) CUSHIONS W96"



**106**  
CONVERSATION SOFA W106"

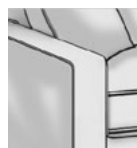
## STEP 4 CHOOSE YOUR ARM STYLE



**-0**  
ARMLESS



**-2**  
ENGLISH ARM  
1" LESS OVERALL WIDTH  
PER ARM / NO NAILS




**-3**  
TRACK ARM  
2.5" LESS OVERALL  
WIDTH PER ARM



**-6**  
SOCK ARM  
NO NAILS

## STEP 5 CHOOSE YOUR BASE STYLE



**-0**  
10.5" DRESS MAKER SKIRT  
NOTE: DECORATIVE BULLION  
NOT AVAILABLE ON SKIRT

NOTE: UNDERNEATH THE SLIPCOVER, THE FRAME IS UPHOLSTERED IN A NATURAL OFF-WHITE MUSLIN, AND THE EXPOSED LEG IS IN A STANDARD DARK FINISH (STANDARD WITH SKIRTED PIECES)

ADDITIONAL SLIPCOVERS MAY BE SPECIAL ORDERED SEPARATELY (SEE FRONT SECTION OF PRICE LIST FOR PRICING.)

TAYLOR KING

WWW.TAYLORKING.COM