

TAYLOR KING

Please print the document at 100% for an accurate scale results.

***DIAGRAM USING 1/4" IMAGES BELOW REQUIRED WITH ORDER. PLAIN FABRICS ONLY.**

R1017 SAUSALITO SECTIONAL REGULAR WIDTH Overall h34.5 ah22.5 sh20

OTTOMANS Overall h20



1017-44-44
44" X 44" OTTOMAN
CASTERS STANDARD

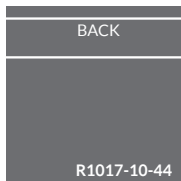


1017-44-60
44" X 60" OTTOMAN
CASTERS STANDARD



1017-60-60
60" X 60" OTTOMAN
CASTERS STANDARD

ARMLESS - 44" WIDTH



R1017-10-44
ARMLESS CHAIR
WIDTH: 44" DEPTH: 44"

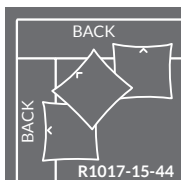


R1017-10-60
ARMLESS LOUNGE
WIDTH: 44" DEPTH: 60"

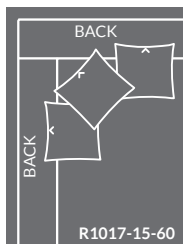


R1017-10-72
ARMLESS CHAISE
WIDTH: 44" DEPTH: 72"

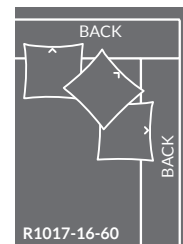
RETURN - 44" WIDTH



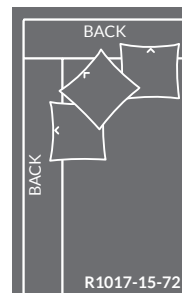
R1017-15-44
CORNER CHAIR
WIDTH: 44" DEPTH: 44"



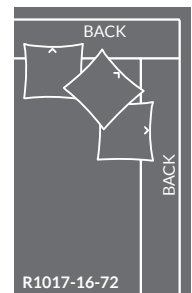
R1017-15-60
LBF RETURN LOUNGE
WIDTH: 44" DEPTH: 60"



R1017-16-60
RBF RETURN LOUNGE
WIDTH: 44" DEPTH: 60"

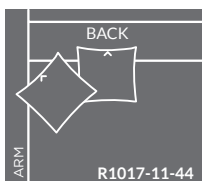


R1017-15-72
LBF RETURN CHAISE
WIDTH: 44" DEPTH: 72"

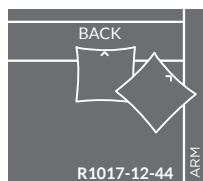


R1017-16-72
RBF RETURN CHAISE
WIDTH: 44" DEPTH: 72"

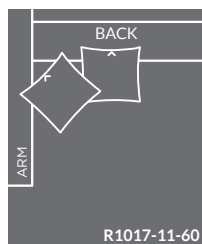
SINGLE ARM - 50" WIDTH



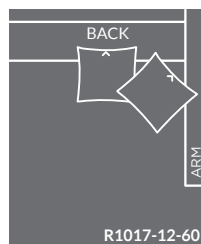
R1017-11-44
LAF CHAIR
WIDTH: 50" DEPTH: 44"



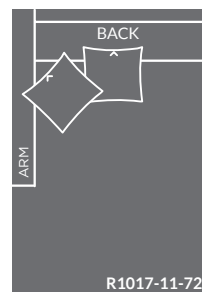
R1017-12-44
RAF CHAIR
WIDTH: 50" DEPTH: 44"



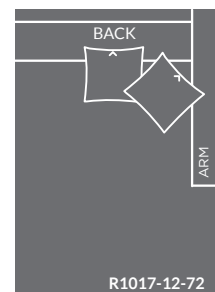
R1017-11-60
LAF LOUNGE
WIDTH: 50" DEPTH: 60"



R1017-12-60
RAF LOUNGE
WIDTH: 50" DEPTH: 60"



R1017-11-72
LAF CHAISE
WIDTH: 50" DEPTH: 72"



R1017-12-72
RAF CHAISE
WIDTH: 50" DEPTH: 72"