

# TAYLOR KING

Please print the document at 100% for an accurate scale results.



## 1602/1605 SORENSEN SECTIONAL

As Shown:

### 1602 CORNER SECTION

Overall h30 d53 w53  
Inside d22 w22 sh 18  
(2) 17" dog ear Throw Pillows  
(1) K-18 dog ear Kidney Pillow

### 1605 LOVESEAT SECTION

Overall h30 d53 w53  
Inside d22 w42.5 sh18  
(2) 17" dog ear Throw Pillows  
(1) K-18 dog ear Kidney Pillow

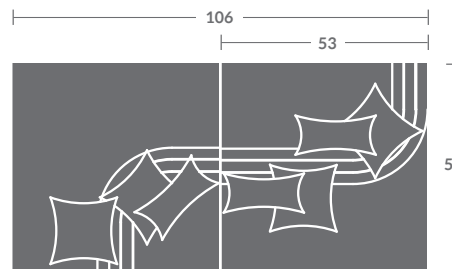
Tight back/Tight seat/Edge stitching

Also Available:

1600 Ottoman h18 d53 w53  
1601 Armless Chair h30 d53 w53  
1603 Corner Chair  
1604 Loveseat Section

\*ALL ORDERS MUST INCLUDE A DIAGRAM\*

## Quarter Inch Scale Drawing




As shown:  
(1) 1602 CORNER SECTION  
(1) 1605 LOVESEAT SECTION


# TAYLOR KING

Please print the document at 100% for an accurate scale results.

Quarter Inch Scale Drawing



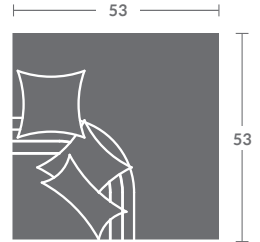
1600  
OTTOMAN




1601  
ARMLESS CHAIR



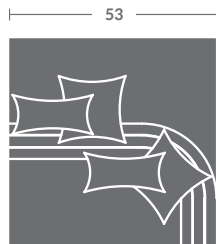
1602  
CORNER SECTION



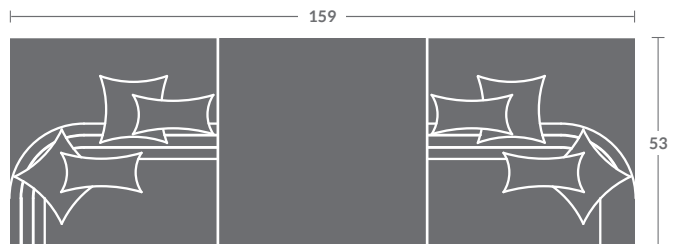
1603  
CORNER SECTION



1605  
LOVESEAT SECTION



1604  
LOVESEAT SECTION



1605  
LOVESEAT SECTION

1600  
OTTOMAN

1604  
LOVESEAT SECTION



1605  
LOVESEAT SECTION

1601  
ARMLESS CHAIR

1603  
CORNER SECTION



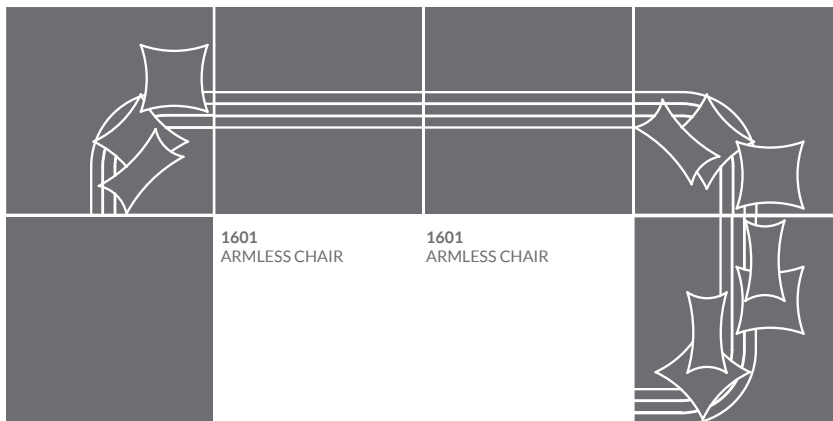
1605  
LOVESEAT SECTION

1600  
OTTOMAN

1603  
CORNER SECTION

1602  
CORNER SECTION

1603  
CORNER SECTION



1601  
ARMLESS CHAIR

1601  
ARMLESS CHAIR

1604  
LOVESEAT SECTION

1600  
OTTOMAN

# TAYLOR KING

Please print the document at 100% for an accurate scale results.

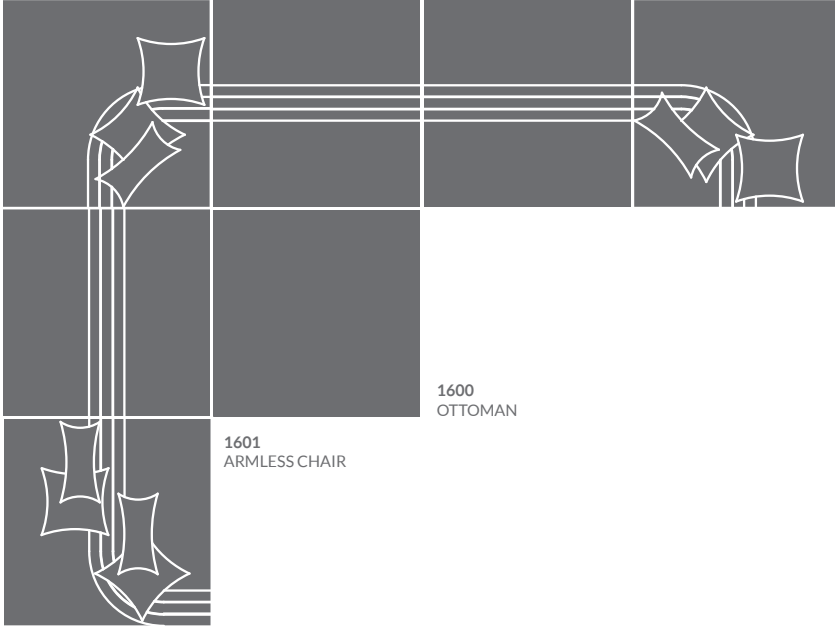
## Quarter Inch Scale Drawing

1602  
CORNER SECTION

1601  
ARMLESS CHAIR

1601  
ARMLESS CHAIR

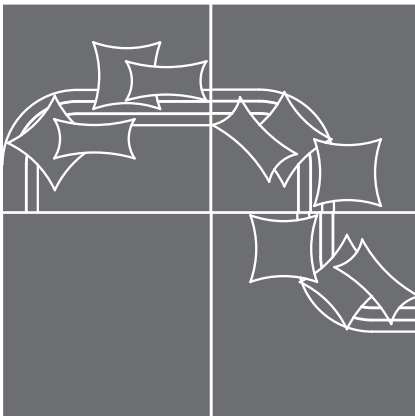
1603  
CORNER SECTION



1600  
OTTOMAN

1601  
ARMLESS CHAIR

1605  
LOVESEAT SECTION



As shown (Clockwise):  
(1) 1604 LOVESEAT SECTION  
(1) 1602 CORNER SECTION  
(1) 1602 CORNER SECTION  
(1) 1600 OTTOMAN